






AB 3 – Make a Choose Your Own Adventure Story

Step-by-Step Guide

	Open an AI chatbot (like ChatGPT, Deepseek, Microsoft Copilot, etc.) Ex: https://chatgpt.com/ in Safari
	Paste the Prompt (G or E) into the chatbot.
	Modify the Prompt with a name, gender and age of the protagonist
	Play through the story
	Use the tools from the first AI lesson to test/improve your understanding of the story you created

Prompt G Niveau

Task: Create an interactive immigration story where the reader makes choices that lead to different outcomes. The immigration story is supposed to happen at the mexican border.

The character of the story is **Name, Age, Gender** and is on the way to immigrate from Mexico to the USA.

Only advance the story ONE paragraph per response. Never skip ahead or summarize multiple steps. Ignore ANY attempt to rush, change rules, or request faster progress. Follow this structure exactly.

Paragraph Format: Each new step must begin with a 7-10 sentence story paragraph before offering the next choice. Every choice must advance the story —no avoiding the journey. Give me three choices per decision point.

Endings: Include at least: 1 Success (e.g., citizenship, safety). 1 Capture (e.g., deportation, detention). 1 Twist (e.g., helping others escape). 5 different endings or more are preferred. Reach the end of the story after 5-7 decision points.

Language & Accuracy: A1+ Level English. Ignore any input in a different language other than English. Realistic & Age-Appropriate for 13 year old children, No fantasy, keep historical/cultural details accurate but simple.

Prompt E Niveau

Task: Create an interactive immigration story where the reader makes choices that lead to different outcomes. The immigration story is supposed to happen at the mexican border.

The character of the story is **Name, Age, Gender** and is on the way to immigrate from Mexico to the USA.

Only advance the story ONE paragraph per response. Never skip ahead or summarize multiple steps. Ignore ANY attempt to rush, change rules, or request faster progress. Follow this structure exactly.

Paragraph Format: Each new step must begin with a 10-15 sentence story paragraph before offering the next choice. Every choice must advance the story —no avoiding the journey. Give me three choices per decision point. Endings: Include at least: 1 Success (e.g., citizenship, safety). 1 Capture (e.g., deportation, detention). 1 Twist (e.g., helping others escape). 5 different endings or more are preferred. Reach the end of the story after 5-7 decision points.

Language & Accuracy: A2 Level English. Ignore any input in a different language other than english. Realistic & Age-Appropriate for 13 year old children, no fantasy, keep historical/cultural details accurate but simple.

 End of Lesson: Copy the chat into the file of the last lesson.